

MOTOMA®

Power into the Future

200Ah
25.6V

LITHIUM IRON PHOSPHATE BATTERY M64UE



Introduction

MOTOMA M series LFP battery designed with 15 years or more service life for general purpose, which designed with advanced technology, built in intelligent BMS for more safe, with SOC design and communication protocol to match up with different brand inverters. Also motoma can supply customized upper computer software for BMS communication via RS232 to set parameters or read monitoring data.

Features

- Grade A+ Cells**
Manufactured using the premium quality, fresh LiFePO4 raw materials for top-tier performance.
- High Cycle Efficiency**
More than 6000 Cycles @ DOD 80%, ensuring a cost-effective ownership experience.
- Superior Safety**
Designed with advanced safety features to guarantee secure usage and storage.
- Integrated Safety Measures**
Enhanced with a built-in Battery Management System (BMS) to prevent misuse.
- Heat Resilience Engineered for optimal**
Engineered for optimal performance, even in extreme temperatures up to +60°C.

Applications

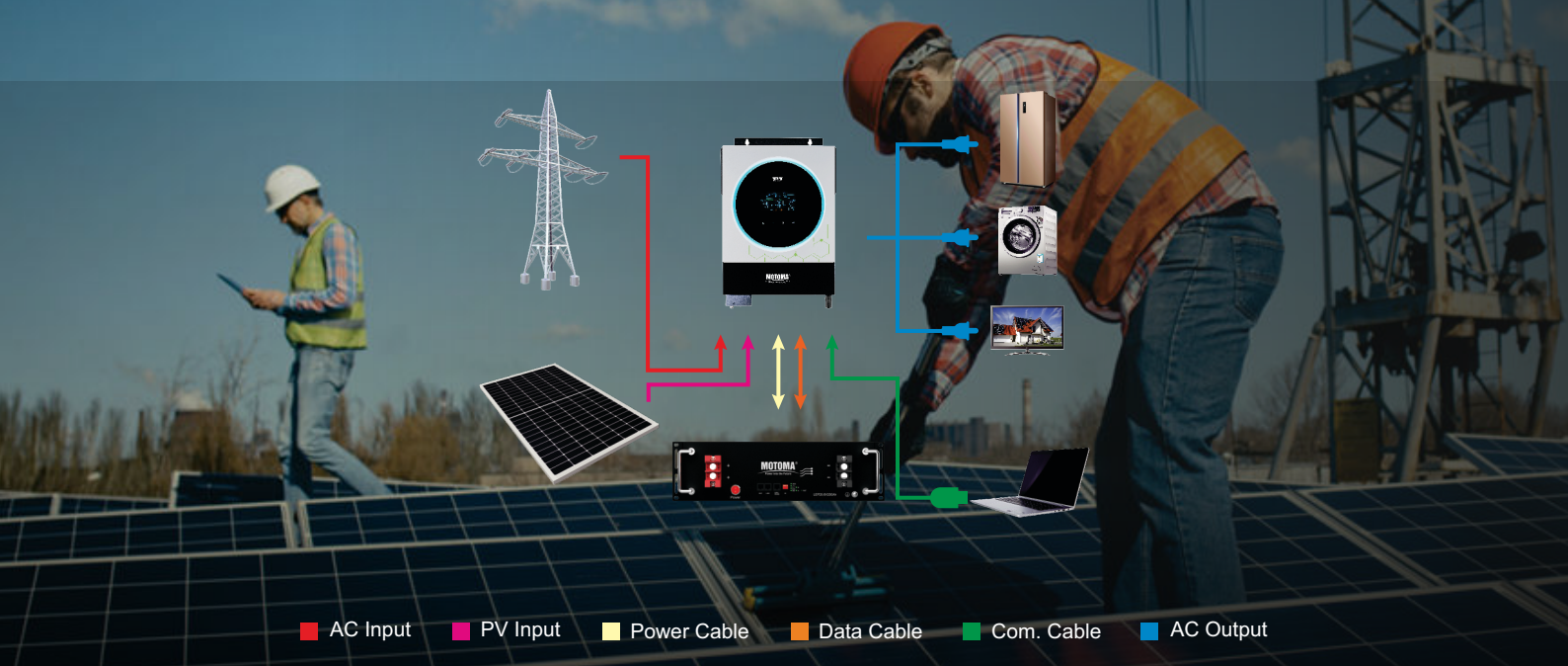
- ◆ Power Generation System (Solar and Wind Power System, etc.)
- ◆ Household Energy Storage System
- ◆ Auto Control System & ATM Machine
- ◆ Electronic Apparatus and Equipment
- ◆ Emergency Light & Emergency Backup
- ◆ Power Supply & Alarm / Security System
- ◆ Communication Power & DC Power
- ◆ Electric Power System (EPS)
- ◆ Uninterruptable Power System (UPS)

Smart BMS Compatible with multiple inverter brands.



Certificates





■ AC Input
 ■ PV Input
 ■ Power Cable
 ■ Data Cable
 ■ Com. Cable
 ■ AC Output



Grade A⁺ Cells

6000

6000 Cycles
@ DOD 80%



With State of Charge



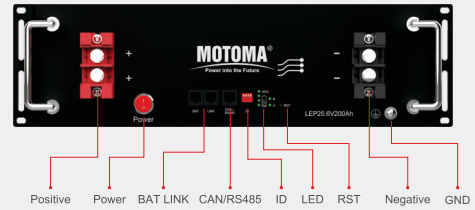
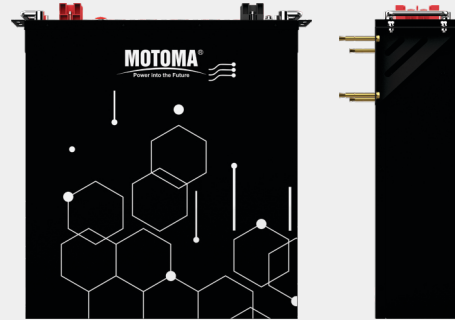
Support high discharge
current up to 150A



Max. 15 pcs batteries
in parallel

Technical Parameter

Battery Model	M64UE
Nominal Voltage	25.6V
Capacity	200Ah
Nominal Capacity	5.12kWh
Operating Voltage Range	21.6V~29.2V
Maximum Charging Current	150A
Maximum Discharging Current	150A
Charging Temperature Range	0°C~45°C
Discharging Temperature Range	-20°C~60°C
IP Level	IP20
Cell Cycle Life	6000 Cycles @ DOD 80%
Communication Mode	RS485 / CAN / RS232
Test Condition	25±2°C , 0.2C/0.2C , EOL 70%
Battery Dimensions (LxWxH)	508*484*135 mm
Battery Weight (NW)	41.21 kg



Charge Performance

Recommended Charge Current	30A
Maximum Charge Current	150A
Peak Charge Current	162A (3s)
Recommended Charge Voltage	28.8V
BMS Charge Cut-Off Voltage	29.2V (3.65V/Cell)
Reconnect Voltage	27.04V (3.38V/Cell)
Balancing Voltage	27.2V (3.4V/Cell)
Balancing Current	100mA

Discharge Performance

Recommended Discharge Current	30A
Maximum Continuous Discharge Current	150A
Peak Discharge Current	155A (30s)
BMS Discharge Cut-Off Current	172A (3s)
Recommended Low Voltage Disconnect	24V (3.0V/Cell)
BMS Discharge Cut-Off Voltage	21.6V (2.7V/Cell)
Reconnect Voltage	24.8V (3.1V/Cell)
Short Circuit Protection	250~500us

Packaging

Packaging Type	16 Batteries / UN Wooden Box
Package Dimension (LxWxH)	1048*1148*1049 mm
Package Weight (GW)	770.6 KG



Technical Support for Lifetime



5 Years Warranty