



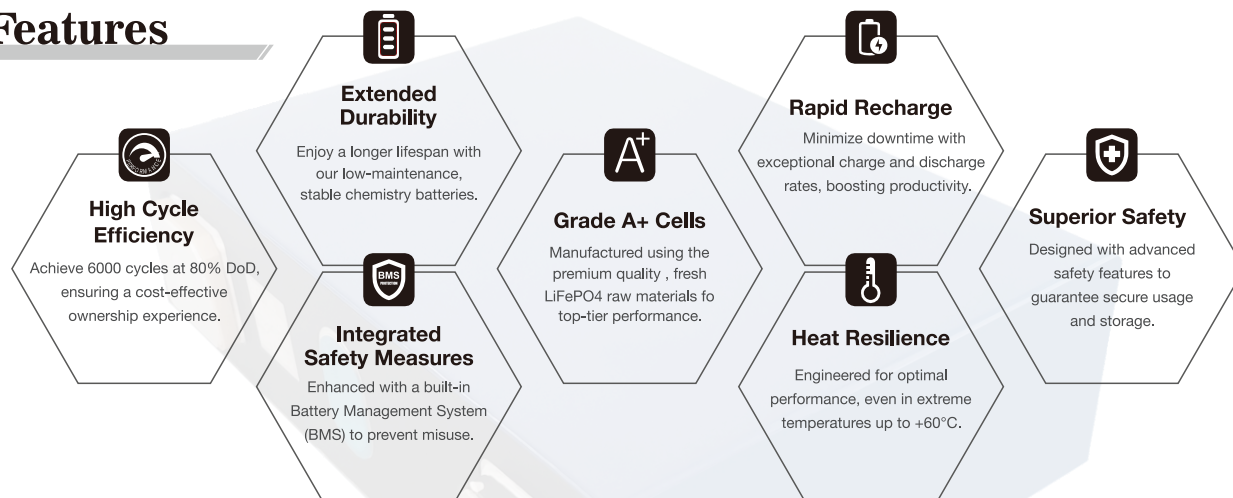
## LITHIUM IRON PHOSPHATE BATTERY ( LiFePO4 ) ( Standing )

**300A**  
**51.2V**

### Introduction

MOTOMA M series LFP battery designed with 15 years or more service life for general purpose, which designed with advanced technology, built in intelligent BMS for more safe, with SOC design and communication protocol to match up with different brand inverters. Also motoma can supply customized upper computer software for BMS communication via RS232 to set parameters or read monitoring data.

### Features



### Technical Parameter

<b>Battery Model</b>	<b>M89</b>
<b>Nominal Voltage</b>	51.2V
<b>Capacity</b>	300Ah
<b>Nominal Capacity</b>	15.36kWh
<b>Operating Voltage Range</b>	43.2V~58.4V
<b>Maximum Charging Current</b>	150A
<b>Maximum Discharging Current</b>	150A
<b>Charging Temperature Range</b>	0°C~45°C
<b>Discharging Temperature Range</b>	-20°C~60°C
<b>IP Level</b>	IP20
<b>Cell Cycle Life (0.5C/0.5C, RT 25°C )</b>	6000Cycles @ DOD 80% / 8000 Cycles @ DOD 50%
<b>Communication Mode</b>	RS485 / CAN / RS232
<b>Battery Dimensions ( LxWxH )</b>	800*650*200 mm
<b>Battery Weight ( NW )</b>	135.7 kg



+15 Years  
Life design.



With State of  
Charge design



Support monitoring  
via Inverter App



Support high discharge  
current up to 150A



Max. 15 pcs batteries  
in parallel

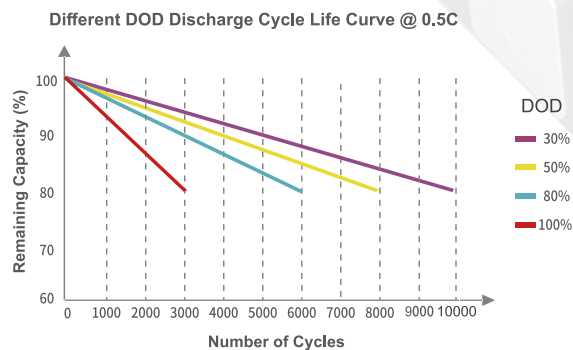
## Charge Performance

Recommended Charge Current	30A
Maximum Charge Current	100A
Peak Charge Current	160A (1S)
Recommended Charge Voltage	57.6V
BMS Charge Cut-Off Voltage	>58.4V (3.65V/Cell)
Reconnect Voltage	<57.6V (3.6V/Cell)
Balancing Voltage	>54.08V (3.38V/Cell)
Balancing Current	40mA

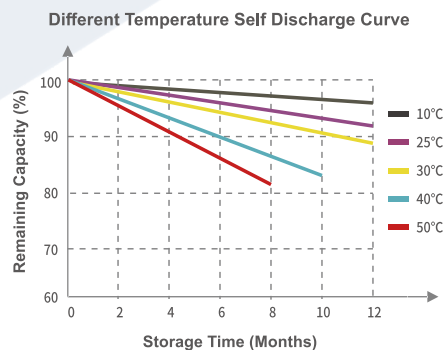
## Discharge Performance

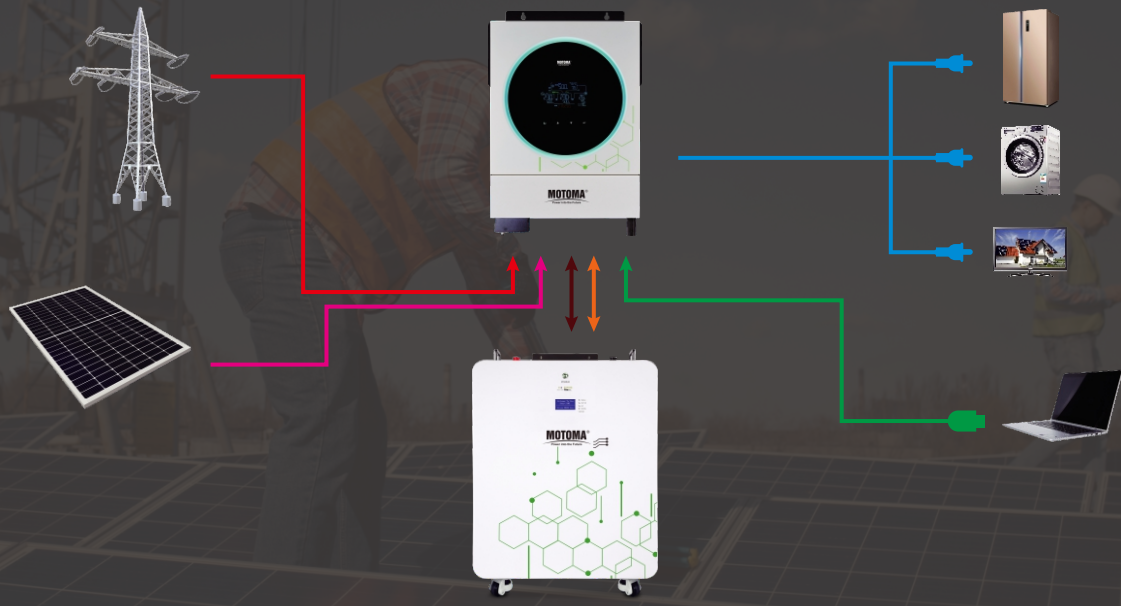
Recommended Discharge Current	30A
Maximum Continuous Discharge Current	150A
Peak Discharge Current	160A (10s)
BMS Discharge Cut-Off Current	200A (500ms)
Recommended Low Voltage Disconnect	48V (3.0V/Cell)
BMS Discharge Cut-Off Voltage	43.2V (1s) (2.7V/Cell)
Reconnect Voltage	<49.6V (3.1V/Cell)
Short Circuit Protection	250~500us

### Cycle Life Curve



### Self Discharge Characteristics Curve





■ AC Input   
 ■ PV Input   
 ■ Power Cable   
 ■ Data Cable   
 ■ Com. Cable   
 ■ AC Output

## Applications

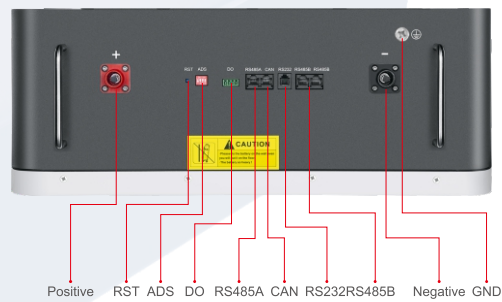
- ◆ Power Generation System (Solar and Wind Power System, etc.)
- ◆ Household Energy Storage System
- ◆ Auto Control System & ATM Machine
- ◆ Electronic Apparatus and Equipment
- ◆ Emergency Light & Emergency Backup
- ◆ Power Supply & Alarm / Security System
- ◆ Communication Power & DC Power
- ◆ Electric Power System (EPS)
- ◆ Uninterruptable Power System (UPS)

## Packaging

Package Dimension ( LxWxH )	UN Wooden Box 1050x760x490 mm
Package Weight ( GW )	161 KG



## Certificates



# Smart BMS supports communication with different brand of hybrid inverter :



**5 Years Warranty**

**Technical Support for Lifetime**