

MOTOMA®

Power into the Future

INVERTER CATALOGUE

Quality Creates Brand, Service Enhances Value



www.motoma.cn



Operation without battery

- Built-in 80A and 100A MPPT solar charger
- Battery equalization function to optimize battery performance and extend lifecycle
- Pure sine wave solar inverter
- Output power factor 1
- High PV input voltage range
- Battery independent design



Axpert VM II Off-Grid Inverter Selection Guide

MODEL	Axpert VM II 1200-12
Rated Power	1200VA/1200W
INPUT	
Voltage	230 VAC
Selectable Voltage Range	170-280 VAC (For Personal Computers); 90-280 VAC (For Home Appliances)
Frequency Range	50 Hz/60 Hz (Auto sensing)
OUTPUT	
AC Voltage Regulation (Batt. Mode)	230VAC ± 5%
Surge Power	2400VA
Efficiency (Peak)	93%
Transfer Time	10 ms (For Personal Computers) ; 20 ms (For Home Appliances)
Waveform	Pure sine wave
BATTERY	
Battery Voltage	12 VDC
Floating Charge Voltage	13.5 VDC
Overcharge Protection	16 VDC
SOLAR INPUT	
Maximum PV Array Open Circuit Voltage	350 VDC
Maximum PV Array Power	2000W
MPP Range @ Operating Voltage	60-300 VDC
Maximum Solar Charge Current	80 A
Maximum AC Charge Current	80 A
Maximum Charge Current	80 A
PHYSICAL	
Dimension, D x W x H (mm)	90 x 288 x 357
Net Weight (kgs)	6.5
Communication Interface	RS232
ENVIRONMENT	
Humidity	5% to 95% Relative Humidity (Non-condensing)
Operating Temperature	-10°C to 50°C
Storage Temperature	-15°C to 60°C

Product specifications are subject to change without further notice.



- Pure sine wave solar inverter
- Reserved communication port for BMS
- Wide PV input range
- Battery independent design
- Maximum charging current 100A
- Battery equalization function to optimize battery performance and extend lifecycle
- Built-in anti-dust kit



Axpert VM II Premium Off-Grid Inverter Selection Guide

MODEL		Axpert VM II Premium 2.5K
Rated Power		2500VA/2500W
INPUT		
Voltage		230 VAC
Selectable Voltage Range		170-280 VAC (For Personal Computers); 90-280 VAC (For Home Appliances)
Frequency Range		50 Hz/60 Hz (Auto sensing)
OUTPUT		
AC Voltage Regulation (Batt. Mode)		230VAC ± 5%
Surge Power		5000VA
Efficiency (Peak)		93%
Transfer Time		10 ms (For Personal Computers) ; 20 ms (For Home Appliances)
Waveform		Pure sine wave
BATTERY		
Battery Voltage		24 VDC
Floating Charge Voltage		27 VDC
Overcharge Protection		32 VDC
SOLAR CHARGER & AC CHARGER		
Solar Charger Type		MPPT
Maximum PV Array Open Circuit Voltage		450 VDC
Maximum PV Array Power		3000W
MPP Range @ Operating Voltage		30~400 VDC (30~60VDC with battery connected) 60 - 400 VDC
Maximum Solar Charge Current		100 A
Maximum AC Charge Current		80 A
Maximum Charge Current		100 A
PHYSICAL		
Dimension, D x W x H (mm)		90 x 288 x 357
Net Weight (kgs)		7.0
Communication Interface		RS232/RS485 For Lithium Battery BMS communication
ENVIRONMENT		
Humidity		5% to 95% Relative Humidity (Non-condensing)
Operating Temperature		-10°C to 50°C
Storage Temperature		-15°C to 60°C

Product specifications are subject to change without further notice.



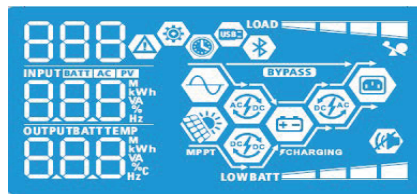
- Pure sine wave solar inverter
- Reserved communication port for BMS
- Wide PV input range
- Battery independent design
- Maximum charging current 100A
- Battery equalization function to optimize battery performance and extend lifecycle
- Built-in anti-dust kit



Axpert VM II Premium Off-Grid Inverter Selection Guide

MODEL		Axpert VM II Premium 3 K
Rated Power		3000VA/3000W
INPUT		
Voltage		230 VAC
Selectable Voltage Range		170-280 VAC (For Personal Computers); 90-280 VAC (For Home Appliances)
Frequency Range		50 Hz/60 Hz (Auto sensing)
OUTPUT		
AC Voltage Regulation (Batt. Mode)		230VAC ± 5%
Surge Power		6000VA
Efficiency (Peak)		93%
Transfer Time		10 ms (For Personal Computers) ; 20 ms (For Home Appliances)
Waveform		Pure sine wave
BATTERY		
Battery Voltage		24 VDC
Floating Charge Voltage		27 VDC
Overcharge Protection		32 VDC
SOLAR CHARGER & AC CHARGER		
Solar Charger Type		MPPT
Maximum PV Array Open Circuit Voltage		450 VDC
Maximum PV Array Power		3000W
MPP Range @ Operating Voltage		30~400 VDC (30~60VDC with battery connected) 60 - 400 VDC
Maximum Solar Charge Current		100 A
Maximum AC Charge Current		80 A
Maximum Charge Current		100 A
PHYSICAL		
Dimension, D x W x H (mm)		110 x 288 x 390
Net Weight (kgs)		7.2
Communication Interface		RS232/RS485 For Lithium Battery BMS communication
ENVIRONMENT		
Humidity		5% to 95% Relative Humidity (Non-condensing)
Operating Temperature		-10°C to 50°C
Storage Temperature		-15°C to 60°C

Product specifications are subject to change without further notice.



LCD Display Panel



Dual outputs for smart load management

There are two outputs available. The second output can be scheduled on/off, setting cut-off voltage or SOC and discharging time via LCD setting. It facilitates users smart load control.

Maximum PV input current 27A

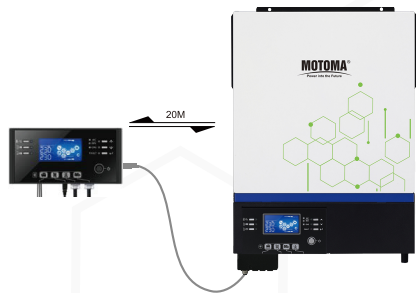
Designed with 27A PV input current, Axpert VM III TWIN is compatible to the market trend of increased Imp in solar panel.

Wide PV input voltage range 60VDC~450VDC

Now, Axpert VM III TWIN allows wide PV input voltage range from 60VDC to 450VDC. This features allow less solar panel required in the system and save space.

Detachable LCD control module with various communications

This detachable LCD control module can be turned to remote panel. Users can install the LCD panel in accessible area away from inverter up to 20 meters.



Built-in WiFi for mobile monitoring (App is available)

VM III TWIN series is integrated Wifi interface ready for mobile monitoring. This technology allows wireless communication up to 6~7m in an open space. Now, WatchPower App is available in google store.



Supports USB On-the-Go function

VM III TWIN series supports USB On-the-Go function to facilitate data upload/download.



Reserved communication port (RS-485, CAN-BUS or RS-232) for BMS

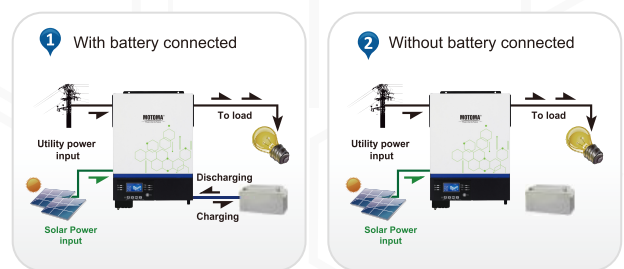
This third generation inverter is reserved communication port for BMS. For the detailed information, please contact sales directly.

Battery equalization extends lifecycle

This inverter charger is built in battery equalization function. This function will help remove sulfation to optimize battery performance and even extend lifecycle.

Battery independency

Inverter can keep supplying power to the loads from PV energy or the grid without battery connected.



User-friendly LCD operation

Users can easily set up or change the charging current, output source and charger source prioritization through LCD control panel to optimize inverter performance.



Replaceable fan design

VM III TWIN series is designed with replaceable fan. It will simplify the maintenance and reduce the maintenance cost.



Axpert VM III TWIN Off-Grid Inverter Selection Guide

MODEL	Axpert VM III TWIN 4K	Axpert VM III TWIN 6K
Rated Power	4000VA/4000W	6000VA/6000W
INPUT		
Voltage	230 VAC	
Selectable Voltage Range	170-280 VAC (For Personal Computers) 90-280 VAC (For Home Appliances)	
Frequency Range	50 Hz/60 Hz (Auto sensing)	
OUTPUT		
AC Voltage Regulation (Batt. Mode)	230VAC ± 10%	
Surge Power	8000VA	12000VA
Efficiency (Peak)	90% ~ 93%	
Transfer Time	15 ms (For Personal Computers) 20 ms (For Home Appliances)	
Waveform	Pure sine wave	
BATTERY		
Battery Voltage	24 VDC	48 VDC
Floating Charge Voltage	27 VDC	54 VDC
Overcharge Protection	33 VDC	63 VDC
SOLAR CHARGER & AC CHARGER		
Solar Charger type	MPPT	
Maximum PV Array Power	5000W	6000W
MPP Range @ Operating Voltage	60 ~ 450 VDC	60 ~ 450 VDC
Maximum PV Array Open Circuit Voltage	500 VDC	500 VDC
Maximum PV Input Current	27A	
Maximum Solar Charge Current	120A	120A
Maximum AC Charge Current	100A	100A
Maximum Charge Current	120A	120A
PHYSICAL		
Dimension, D x W x H (mm)	115 x 300 x 435	
Net Weight (kgs)	9	10
Communication Interface	USB, RS232, RS485, WiFi, Dry-contact	
OPERATING ENVIRONMENT		
Humidity	5% to 95% Relative Humidity (Non-condensing)	
Operating Temperature	-10°C to 50°C	
Storage Temperature	-15°C to 60°C	

Product specifications are subject to change without further notice.




- Dual output for smart load management
- Wide PV input voltage range 60VDC~450VDC
- Customizable status LED ring with RGB lights
- Touchable button with large 4.3" colored LCD
- Reserved communication port (RS485, CAN-BUS or RS232) for BMS
- Built-in Wifi for mobile monitoring (Android/iOS App available)
- Supports USB On-the-Go function
- Data log event stored in the inverter
- Maximum PV input current 27A
- Battery independent design
- Battery equalization extends lifecycle
- Enhanced charging power
- Built-in anti-dust kit



Axpert VM IV TWIN Off-Grid Inverter Selection Guide

MODEL	Axpert VM IV TWIN 4K	Axpert VM IV TWIN 6K
Rated Power	4000VA/4000W	6000VA/6000W
INPUT		
Voltage	230 VAC	
Selectable Voltage Range	170-280 VAC (For Personal Computers) 90-280 VAC (For Home Appliances)	
Frequency Range	50 Hz/60 Hz (Auto sensing)	
OUTPUT		
AC Voltage Regulation (Batt. Mode)	230VAC ± 10%	
Surge Power	8000VA	12000VA
Efficiency (Peak)	90% ~ 93%	
Transfer Time	15 ms (For Personal Computers) 20 ms (For Home Appliances)	
Waveform	Pure sine wave	
BATTERY		
Battery Voltage	24 VDC	48 VDC
Floating Charge Voltage	27 VDC	54 VDC
Overcharge Protection	33 VDC	63 VDC
SOLAR CHARGER & AC CHARGER		
Solar Charger type	MPPT	
Maximum PV Array Power	5000W	6000W
MPP Range @ Operating Voltage	60 ~ 450 VDC	60 ~ 450 VDC
Maximum PV Array Open Circuit Voltage	500 VDC	500 VDC
Maximum PV Input Current	27A	
Maximum Solar Charge Current	120A	120A
Maximum AC Charge Current	100A	100A
Maximum Charge Current	120A	120A
PHYSICAL		
Dimension, D x W x H (mm)	119 x 313.6 x 457.5	
Net Weight (kgs)	10	12
Communication Interface	USB, RS232, RS485, WiFi, Dry-contact	
OPERATING ENVIRONMENT		
Humidity	5% to 95% Relative Humidity (Non-condensing)	
Operating Temperature	-10°C to 50°C	
Storage Temperature	-15°C to 60°C	

Product specifications are subject to change without further notice.



- Dual outputs, for smart load management
- Maximum PV input current increases to 27A
- Zero (0ms) transfer time to protect mission-critical loads such as servers and ATMs
- Detachable LCD control module with multiple communications
- Built-in Wi-Fi for mobile monitoring (App is available)
- Configurable AC/Solar input priority via LCD setting
- Reserved communication port for BMS (RS485 or CAN-BUS)
- High PV input voltage range
- Selectable high power charging current
- USB On-the-Go function
- Parallel operation up to 9 units



Axpert King II TWIN Off-Grid Inverter Selection Guide

MODEL		Axpert King II TWIN 6K
Rated Power		6000VA/6000W
Parallel Capability		Up to 9 units
GRID INPUT		
Voltage		230 VAC
Voltage Range		110-280 VAC
Frequency Range		50 Hz/60 Hz (Auto sensing) ± 4Hz
Power Factor		≧ 0.98 @ Nominal Voltage (100% Load)
THDi		≦ 10%
OUTPUT		
AC Voltage Regulation (Line&Batt. Mode)		230VAC ± 5%
Frequency Range (Synchronized Range)		46~54 Hz or 56~64 Hz
Frequency Range (Batt. Mode)		50 Hz ± 0.1 Hz or 60Hz ± 0.1 Hz
Harmonic Distortion		≦ 3 % THD (Linear Load); ≦ 5 % THD (Non-linear Load)
Transfer Time	Transfer	0 ms
	Time	4 ms (Typical)
Waveform		Pure sine wave
EFFICIENCY		
Line Mode		94%
ECO Mode		98%
Battery Mode		92%
BATTERY		
Battery Voltage		40~66 VDC
Floating Charge Voltage		54 VDC
Overcharge Protection		66 VDC
SOLAR INPUT		
Solar Charger type		MPPT
Maximum PV Array Power		6000 W
MPPT Range @ Operating Voltage		120 ~ 430 VDC
Maximum PV Array Open Circuit Voltage		500 VDC
Maximum Solar Charge Current		120A
Maximum AC Charge Current		120A
PHYSICAL		
Dimension, D x W x H (mm)		140 x 295 x 468
Net Weight (kgs)		12
Communication Interface		RS232, USB, Dry contact, WI-FI, RS485
ENVIRONMENT		
Humidity		5% to 95% Relative Humidity(Non-condensing)
Operating Temperature		-10°C to 50°C
Storage Temperature		-15°C to 60°C

Product specifications are subject to change without further notice.



- Maximum PV input current 27A
- Dual outputs for smart load management
- Detachable LCD control module with multiple communications
- Wide DC input range
- Built-in Bluetooth for mobile monitoring (Android App is available)
- Smart battery charger design for optimized battery performance
- Reserved communication port for BMS (RS485)
- Supports USB On-the-Go function
- Battery independent function
- Parallel operation up to 9 units



Axpert MKS III TWIN Off-Grid Inverter Selection Guide

MODEL	Axpert MKS III TWIN 6K
Rated Power	6000VA/6000W
INPUT	
Voltage	230 VAC
Selectable Voltage Range	170-280 VAC (For Personal Computers) 90-280 VAC (For Home Appliances)
Frequency Range	50 Hz/60 Hz (Auto sensing)
OUTPUT	
AC Voltage Regulation (Batt. Mode)	230 VAC ± 5%
Overload Capacity	5s@≥150% load; 10s@110%~150% load; 100ms @ ≥200% load
Efficiency (Peak)	93 %
Transfer Time	10 ms (For Personal Computers) 20 ms (For Home Appliances)
Waveform	Pure sine wave
BATTERY	
Battery Voltage	48 VDC
Floating Charge Voltage	54 VDC
Overcharge Protection	66 VDC
SOLAR CHARGER & AC CHARGER	
Solar Charger type	MPPT
Maximum PV Array Power	6000W
MPP Range @ Operating Voltage	120 ~ 500 VDC
Maximum PV Array Open Circuit Voltage	500 VDC
Maximum PV Input Current	27A
Maximum Solar Charge Current	120A
Maximum AC Charge Current	120A
Maximum Charge Current	120A
PHYSICAL	
Dimension, D x W x H (mm)	140 x 295 x 468
Net Weight (kgs)	12.0
Communication Interface	USB, RS232, RS485, Bluetooth
OPERATING ENVIRONMENT	
Humidity	5% to 95% Relative Humidity (Non-condensing)
Operating Temperature	-10°C to 50°C
Storage Temperature	-15°C to 60°C

Product specifications are subject to change without further notice.



- Maximum PV input current 27A
- Dual outputs for smart load management
- Customizable status LED ring with RGB lights
- Touchable button with 4.3" colored LCD
- Wide DC input range
- Built-in Wi-Fi for mobile monitoring (App is available)
- Reserved communication port for BMS
- Battery independent function
- Parallel operation with up to 9 units



Axpert MKS IV TWIN Off-Grid Inverter Selection Guide

MODEL		Axpert MKS IV TWIN 6K
Rated Power		6000VA/6000W
INPUT		
Voltage		230 VAC
Selectable Voltage Range		170-280 VAC (For Personal Computers) 90-280 VAC (For Home Appliances)
Frequency Range		50Hz/60 Hz (Auto sensing)
OUTPUT		
AC Voltage Regulation (Batt. Mode)		230 VAC ± 5%
Overload Capacity		5s@≥150% load; 10s@110%~150% load; 100ms @ ≥200% load
Efficiency (Peak)		93 %
Transfer Time		10 ms (For Personal Computers) 20 ms (For Home Appliances)
Waveform		Pure sine wave
BATTERY		
Battery Voltage		48 VDC
Floating Charge Voltage		54 VDC
Overcharge Protection		66 VDC
SOLAR CHARGER & AC CHARGER		
Solar Charger type		MPPT
Maximum PV Array Power		6000W
MPP Range @ Operating Voltage		120 ~ 500 VDC
Maximum PV Array Open Circuit Voltage		500 VDC
Maximum PV Input Current		27A
Maximum Solar Charge Current		120A
Maximum AC Charge Current		120A
PHYSICAL		
Dimension, D x W x H (mm)		140 x 295 x 468
Net Weight (kgs)		12.0
Communication Interface		USB, RS232, RS485, Wifi, Dry-contact
ENVIRONMENT		
Humidity		5% to 95% Relative Humidity(Non-condensing)
Operating Temperature		-10°C to 50°C
Storage Temperature		-15°C to 60°C

Product specifications are subject to change without further notice.

OFF- GRID INVERTER

Axpert MAX TWIN



- Dual outputs, for smart load management
- Maximum PV input current increases to 27A
- Wide PV input voltage range 90VDC ~ 450VDC
- Replaceable fan design for ease of maintenance
- Built-in Wi-Fi for mobile monitoring (Android/iOS App is available)
- Compatible to Utility Mains or generator input
- Reserved communication port for BMS (RS485, CAN-BUS or RS232)
- Status indication with RGB lights
- Battery independent design
- Selectable high power charging current
- Supports USB On-the-Go function
- Built-in anti-dust kit
- Parallel operation with 6 units



Axpert MAX TWIN Off-Grid Inverter Selection Guide

MODEL	Axpert MAX TWIN 8K	Axpert MAX TWIN 11K
Rated Power	8000VA/8000W	11000VA/11000W
Parallel Capability	YES, 6 units	
INPUT		
Voltage	230 VAC	
Selectable Voltage Range	170-280 VAC (For Personal Computers) ; 90-280 VAC (For Home Appliances)	
Frequency Range	50 Hz/60 Hz (Auto sensing)	
OUTPUT		
AC Voltage Regulation (Batt. Mode)	230VAC ± 5%	230VAC ± 5%
Surge Power	16000VA	22000VA
Efficiency (Peak)	93%	
Transfer Time	10 ms (For Personal Computers) ; 20 ms (For Home Appliances)	
Waveform	Pure sine wave	
DC Voltage	12 VDC ± 5%, 100W	N/A
BATTERY		
Battery Voltage	48 VDC	48 VDC
Floating Charge Voltage	54 VDC	54 VDC
Overcharge Protection	66 VDC	63 VDC
SOLAR CHARGER & AC CHARGER		
Solar Charger Type	MPPT	
Maximum PV Array Power	8000W (4000W x 2)	11000W (5500W x 2)
MPPT Range @ Operating Voltage	90 ~ 450 VDC	90 ~ 450 VDC
Maximum PV Array Open Circuit Voltage	500 VDC	500 VDC
Maximum PV Input Current	27A x 2 (MAX 40A)	
Maximum Solar Charge Current	120A	150A
Maximum AC Charge Current	120A	150A
Maximum Charge Current	120A	150A
PHYSICAL		
Dimension, D x W x H (mm)	147.4 x 432.5 x 553.6	
Net Weight (kgs)	18.4	
Communication Interface	USB, RS232, RS485, WiFi, Dry-contact	
OPERATING ENVIRONMENT		
Humidity	5% to 95% Relative Humidity(Non-condensing)	
Operating Temperature	-10°C to 50°C	
Storage Temperature	-15°C to 60°C	
STANDARD		
Compliance Safety	CE	

Product specifications are subject to change without further notice.



- Dual outputs, for smart load management
- Maximum PV input current increases to 27A
- Wide PV input voltage range 90VDC ~ 450VDC
- Built-in Wi-Fi for mobile monitoring (Android/iOS App is available)
- Configurable AC/PV output usage timer and prioritization
- Reserved communication port for BMS (RS485, CAN-BUS or RS232)
- Replaceable fan design for ease of maintenance
- Compatible to Utility Mains or generator input
- Battery independent design
- Supports USB On-the-Go function
- Status indication with RGB lights
- Built-in anti-dust kit
- Parallel operation with 6 units



Axpert MAX II TWIN Off-Grid Inverter Selection Guide

MODEL	Axpert MAX II TWIN 8K	Axpert MAX II TWIN 11K
Rated Power	8000VA/8000W	11000VA/11000W
Parallel Capability	YES, 6 units	
INPUT		
Voltage	230 VAC	
Selectable Voltage Range	170-280 VAC (For Personal Computers) ; 90-280 VAC (For Home Appliances)	
Frequency Range	50 Hz/60 Hz (Auto sensing)	
OUTPUT		
AC Voltage Regulation (Batt. Mode)	230VAC ± 5%	230VAC ± 5%
Surge Power	16000VA	22000VA
Efficiency (Peak)	93%	
Transfer Time	10 ms (For Personal Computers) ; 20 ms (For Home Appliances)	
Waveform	Pure sine wave	
DC Voltage	12 VDC ± 5%, 100W	
BATTERY		
Battery Voltage	48 VDC	48 VDC
Floating Charge Voltage	54 VDC	54 VDC
Overcharge Protection	66 VDC	63 VDC
SOLAR CHARGER & AC CHARGER		
Solar Charger Type	MPPT	
Maximum PV Array Power	8000W (4000W x 2)	11000W (5500W x 2)
MPPT Range @ Operating Voltage	90 ~ 450 VDC	90 ~ 450 VDC
Maximum PV Array Open Circuit Voltage	500 VDC	500 VDC
Maximum PV Input Current	27A x 2 (MAX 40A)	
Maximum Solar Charge Current	150A	150A
Maximum AC Charge Current	120A	150A
Maximum Charge Current	150A	150A
PHYSICAL		
Dimension, D x W x H (mm)	158.4 x 503.6 x 530.8	
Net Weight (kgs)	20	
Communication Interface	USB, RS232, RS485, WiFi, Dry-contact	
OPERATING ENVIRONMENT		
Humidity	5% to 95% Relative Humidity(Non-condensing)	
Operating Temperature	-10°C to 50°C	
Storage Temperature	-15°C to 60°C	
STANDARD		
Compliance Safety	CE	

Product specifications are subject to change without further notice.

ON-GRID INVERTER WITH ENERGY STORAGE

InfiniSolar V IV TWIN



- Maximum PV input current 27A
- Dual outputs for smart load management
- Touchable button with 4.3" colored LCD
- Self-consumption and Feed-in to the grid
- Programmable multiple operation modes: Grid-tie, off-grid and grid-tie with backup
- Built-in Wi-Fi for mobile monitoring (App is available)
- Programmable supply priority for PV, Battery or Grid
- User-adjustable charging current and voltage
- Reserved communication port for BMS
- Parallel operation up to 9 units



InfiniSolar V IV TWIN On-Grid Inverter with Energy Storage Selection Guide

MODEL	InfiniSolar V IV TWIN 6KW
Phase	1-phase in / 1-phase out
Maximum PV Input Power	6000W
Rated Output Power	6000W
Maximum Charging Power	6000W
GRID-TIE OPERATION	
PV INPUT (DC)	
Nominal DC Voltage / Maximum DC Voltage	360 VDC / 500 VDC
Start-up Voltage / Initial Feeding Voltage	120VDC / 150 VDC
MPP Voltage Range	120 VDC ~ 430 VDC
Number of MPP Trackers / Maximum Input Current	1 / 27A
GRID OUTPUT (AC)	
Nominal Output Voltage	220/230/240 VAC
Output Voltage Range	184 - 264.5 VAC or 195.5 - 253 VAC (Selectable)
Nominal Output Current	26A
Power Factor	> 0.9
EFFICIENCY	
Maximum Conversion Efficiency (DC/AC)	95%
OFF-GRID OPERATION	
AC INPUT	
AC Start-up Voltage / Auto Restart Voltage	120 - 140 VAC / 180 VAC
Acceptable Input Voltage Range	90 - 280 VAC or 170 - 280 VAC
Maximum AC Input Current	40A
PV INPUT (DC)	
Maximum DC Voltage	500 VDC
MPP Voltage Range	120 VDC ~ 430 VDC
Number of MPP Trackers / Maximum Input Current	1 / 27A
BATTERY MODE OUTPUT (AC)	
Nominal Output Voltage	220/230/240 VAC
Output Waveform	Pure sinewave
Efficiency (DC to AC)	93%
HYBRID OPERATION	
PV INPUT (DC)	
Nominal DC Voltage / Maximum DC Voltage	360 VDC / 500 VDC
Start-up Voltage / Initial Feeding Voltage	120VDC / 150 VDC
MPP Voltage Range	120 VDC ~ 430 VDC
Number of MPP Trackers / Maximum Input Current	1 / 27A
GRID OUTPUT (AC)	
Nominal Output Voltage	220/230/240 VAC
Output Voltage Range	184 - 264.5 VAC or 195.5 - 253 VAC (Selectable)
Nominal Output Current	26A
AC INPUT	
AC Start-up Voltage / Auto Restart Voltage	120 - 140 VAC / 180 VAC
Acceptable Input Voltage Range	90 - 280 VAC or 170 - 280 VAC
Maximum AC Input Current	40A
BATTERY MODE OUTPUT (AC)	
Nominal Output Voltage	220/230/240 VAC
Efficiency (DC to AC)	93%
BATTERY & CHARGER	
Nominal DC Voltage	48 VDC
Maximum Solar Charging Current	120A
Maximum AC Charging Current	120A
Maximum Charging Current	120A
GENERAL	
PHYSICAL	
Dimension, D x W x H (mm)	140 x 295 x 468
Net Weight (kgs)	12
INTERACE	
Parallel Function	Yes, 9 units
Communication Port	USB, RS232, RS485, Wifi, Dry-contact
ENVIRONMENT	
Humidity	0 ~ 90% RH (Non-condensing)
Operating Temperature	-10 to 50°C

Product specifications are subject to change without further notice.



- Dual outputs for smart load management
- IP65 waterproof and dustproof makes the inverter available for various working conditions
- Programmable multiple operation modes: Grid-tie, off-grid and grid-tie with backup
- Programmable supply priority for PV, Battery or Grid
- Built-in communication port for BMS (RS485), Wi-Fi
- Self-consumption and Feed-in to the grid
- User-adjustable charging current and voltage
- Parallel operation up to 9 units



Infini V4 WP On-Grid Inverter with Energy Storage Selection Guide

MODEL	Infini V4 WP 6kw
Phase	1-phase in / 1-phase out
Maximum PV Input Power	7000W
Rated Output Power	6000VA / 6000W
Maximum Charging Power	6000W
GRID-TIE OPERATION	
PV INPUT (DC)	
Nominal DC Voltage / Maximum DC Voltage	550 VDC
Start-up Voltage / Initial Feeding Voltage	120VDC / 150 VDC
MPP Voltage Range	120 VDC ~ 430 VDC
Number of MPP Trackers / Maximum Input Current	1 / 30A
GRID OUTPUT (AC)	
Nominal Output Voltage	220/230/240 VAC
Output Voltage Range	184 - 264.5 VAC or 195.5 - 253 VAC or 184 - 264.4 VAC (Selectable)
Nominal Output Current	26A
Power Factor	> 0.9
EFFICIENCY	
Maximum Conversion Efficiency (DC/AC)	97%
OFF-GRID OPERATION	
AC INPUT	
AC Start-up Voltage / Auto Restart Voltage	120 - 140 VAC / 180 VAC
Acceptable Input Voltage Range	90 - 280 VAC or 170 - 280 VAC
Frequency Range	50 Hz/60 Hz (Auto sensing)
Maximum AC Input Current	40A
PV INPUT (DC)	
Maximum DC Voltage	500 VDC
MPP Voltage Range	120 VDC ~ 430 VDC
Number of MPP Trackers / Maximum Input Current	1 / 30A
BATTERY MODE OUTPUT (AC)	
Nominal Output Voltage	220/230/240 VAC
Output Waveform	Pure sinewave
Efficiency (DC to AC)	93%
HYBRID OPERATION	
PV INPUT (DC)	
Maximum DC Voltage	550 VDC
Start-up Voltage / Initial Feeding Voltage	120VDC / 150 VDC
MPP Voltage Range	120 VDC ~ 450 VDC
Number of MPP Trackers / Maximum Input Current	1 / 30A
GRID OUTPUT (AC)	
Nominal Output Voltage	220/230/240 VAC
Output Voltage Range	184 - 264.5 VAC or 195.5 - 253 VAC or 184 - 264.4 VAC (Selectable)
Nominal Output Current	26A
AC INPUT	
AC Start-up Voltage / Auto Restart Voltage	120 - 140 VAC / 180 VAC
Acceptable Input Voltage Range	90 - 280 VAC or 170 - 280 VAC
Maximum AC Input Current	40A
BATTERY MODE OUTPUT (AC)	
Nominal Output Voltage	220/230/240 VAC
Efficiency (DC to AC)	93%
BATTERY & CHARGER	
Nominal DC Voltage	48 VDC
Maximum Solar Charging Current	120A
Maximum AC Charging Current	120A
Maximum Charging Current	120A
GENERAL	
PHYSICAL	
Dimension, D x W x H (mm)	192 x 360 x 665
Net Weight (kgs)	22.5
INTERACE	
Parallel Function	Yes, 9 units
Communication Port	USB or RS-232/Dry Contact/RS485/Wi-Fi
ENVIRONMENT	
Humidity	0 ~ 95% RH (No condensing)
IP degree	IP65
Operating Temperature	-25 to 50°C

ON-GRID INVERTER WITH ENERGY STORAGE

InfiniSolar WP TWIN



- IP65 waterproof and dustproof makes the inverter available for various working conditions
- Built-in WiFi for mobile monitoring (App is available)
- 150% unbalanced load support
- Reserved communication port for BMS (RS485)
- Maximum PV input current 27A
- Dual outputs for smart load management
- User-adjustable charging current
- Parallel operation up to 6 units



InfiniSolar WP TWIN Three Phase On-Grid Inverter with Energy Storage Selection Guide

MODEL	InfiniSolar WP TWIN 15kw
Maximum PV Input Power	22500 W
Rated Output Power	15000 W
Maximum Charging Power	15000 W
GRID-TIE OPERATION	
PV INPUT (DC)	
Nominal DC Voltage / Maximum DC Voltage	720 VDC / 1000 VDC
Start-up Voltage / Initial Feeding Voltage	320 VDC / 350 VDC
MPP Voltage Range	350 VDC ~ 950 VDC
Number of MPP Trackers / Maximum Input Current	2 / A: 27A, B: 27A
Number of Strings Per MPP Tracker	A: 2, B: 2
GRID OUTPUT (AC)	
Nominal Output Voltage	230 VAC (P-N) / 400 VAC (P-P)
Output Voltage Range	184 - 265 VAC per phase
Nominal Output Current	21.7 A per phase
Power Factor Range	0.9 lag ~ 0.9 lead
EFFICIENCY	
Maximum Conversion Efficiency (DC/AC)	>96%
European Efficiency@ Vnominal	>95%
OFF-GRID OPERATION	
AC INPUT	
AC Start-up Voltage / Auto Restart Voltage	120 - 140 VAC / 180 VAC
Acceptable Input Voltage Range	170 - 290 VAC per phase
Maximum AC Input Current	40A
PV INPUT (DC)	
Maximum DC Power	22500 W
Maximum DC Voltage	1000 VDC
MPP Voltage Range	350 VDC ~ 950 VDC
Number of MPP Trackers / Maximum Input Current	2 / A: 27A, B: 27A
Number of Strings Per MPP Tracker	A: 2, B: 2
BATTERY MODE OUTPUT (AC)	
Nominal Output Voltage	230 VAC (P-N) / 400 VAC (P-P)
Output Waveform	Pure sine wave
Efficiency (DC to AC)	91%
HYBRID OPERATION	
PV INPUT (DC)	
Maximum DC Voltage	1000 VDC
Start-up Voltage / Initial Feeding Voltage	320 VDC / 350 VDC
MPP Voltage Range	350 VDC ~ 950 VDC
Number of MPP Trackers / Maximum Input Current	2 / A: 27A, B: 27A
Number of Strings Per MPP Tracker	A: 2, B: 2
GRID OUTPUT (AC)	
Nominal Output Voltage	230 VAC (P-N) / 400 VAC (P-P)
Output Voltage Range	184 - 265 VAC per phase
Nominal Output Current	21.7 A per phase
AC INPUT	
AC Start-up Voltage / Auto Restart Voltage	120 - 140 VAC / 180 VAC
Acceptable Input Voltage Range	170 - 290 VAC per phase
Maximum AC Input Current	40A
BATTERY MODE OUTPUT (AC)	
Nominal Output Voltage	230 VAC (P-N) / 400 VAC (P-P)
Efficiency (DC to AC)	91%
BATTERY & CHARGER	
Battery Voltage Range	40 ~ 62 VDC
Maximum Charging Current	300 A
GENERAL	
PHYSICAL	
Dimension, D x W x H (mm)	255 x 660 x 750
Net Weight (kgs)	78
INTERACE	
Communication Port	RS-232, RS-485, USB, CAN and Wi-Fi
Intelligent Slot	Optional for SNMP and Modbus cards
ENVIRONMENT	
Humidity	0 ~ 100% RH (Non-condensing)
Operating Temperature	-25 to 60°C, > 45°C power derating
Altitude	0 ~ 1000 m**

*These figures are based on VDE-4105 standard. All figures may vary depending on different AC voltage and country requirements.

** Power derating 1% every 100 m when altitude is over 1000m. Product specifications are subject to change without further notice.

ON-GRID INVERTER WITH ENERGY STORAGE

InfiniSolar WP



- IP65 waterproof and dustproof
- Built-in third generation SIC MOSEFET improves efficiency
- Built-in communication port for BMS (RS485)
- Accept dual AC inputs, utility power and generator power
- Built-in WiFi for mobile monitoring (App is available)
- User-adjustable charging current up to 50A
- Wide battery input range
- 150% unbalanced load support
- Parallel operation up to 4 units



InfiniSolar WP Three Phase On-Grid Inverter with Energy Storage Specification

MODEL	InfiniSolar WP 30kw
Maximum PV Input Power	40000 W
Rated Output Power	30000 W
Maximum Charging Power	30000 W
GRID-TIE OPERATION	
PV INPUT (DC)	
Nominal DC Voltage / Maximum DC Voltage	720 VDC / 1000 VDC
Start-up Voltage / Initial Feeding Voltage	320 VDC / 350 VDC
MPP Voltage Range	350 VDC ~ 900 VDC
Number of MPP Trackers / Maximum Input Current	3 / A: 26A, B: 26A, C: 26A
Number of Strings Per MPP Tracker	A: 2, B: 2, C: 2
GRID OUTPUT (AC)	
Nominal Output Voltage	230 VAC (P-N) / 400 VAC (P-P)
Output Voltage Range	184 - 265 VAC per phase
Nominal Output Current	43.5 A per phase
Power Factor	0.9 lag ~ 0.9 lead
EFFICIENCY	
Maximum Conversion Efficiency (DC/AC)	96.5%
European Efficiency@ Vnominal	96%
OFF-GRID OPERATION	
AC INPUT	
AC Start-up Voltage / Auto Restart Voltage	120 - 140 VAC / 180 VAC per phase
Acceptable Input Voltage Range	170 - 280 VAC per phase
Maximum AC Input Current	50A
PV INPUT (DC)	
Maximum DC Voltage	1000 VDC
MPP Voltage Range	350 VDC ~ 900 VDC
Number of MPP Trackers / Maximum Input Current	3 / A: 26A, B: 26A, C: 26A
BATTERY MODE OUTPUT (AC)	
Nominal Output Voltage	230 VAC (P-N) / 400 VAC (P-P)
Output Waveform	Pure sine wave
Efficiency (DC to AC)	97%
HYBRID OPERATION	
PV INPUT (DC)	
Maximum DC Voltage	1000 VDC
Start-up Voltage / Initial Feeding Voltage	320 VDC / 350 VDC
MPP Voltage Range	350 VDC ~ 900 VDC
Number of MPP Trackers / Maximum Input Current	3 / A: 26A, B: 26A, C: 26A
GRID OUTPUT (AC)	
Nominal Output Voltage	230 VAC (P-N) / 400 VAC (P-P)
Output Voltage Range	184 - 265 VAC per phase
Nominal Output Current	43.5 A per phase
AC INPUT	
AC Start-up Voltage / Auto Restart Voltage	120 - 140 VAC / 180 VAC per phase
Acceptable Input Voltage Range	170 - 280 VAC per phase
Maximum AC Input Current	50A
BATTERY MODE OUTPUT (AC)	
Nominal Output Voltage	230 VAC (P-N) / 400 VAC (P-P)
Efficiency (DC to AC)	97%
BATTERY & CHARGER	
Battery Voltage Range	500 ~ 900 VDC
Maximum Charging Current	50 A
GENERAL	
PHYSICAL	
Dimension, D x W x H (mm)	255 x 660 x 750
Net Weight (kgs)	73
INTERFACE	
Communication Port	RS-232, USB, DRY CONTACT, RS-485 and Wi-Fi
Intelligent Slot	Optional SNMP, MODBUS and GPRS
ENVIRONMENT	
Humidity	0 ~ 100% RH
Operating Temperature	-25°C to 60°C (> 45°C De-rating)
Altitude	0 ~ 1000 m**

*These figures are based on VDE-4105 standard. All figures may vary depending on different AC voltage and country requirements.

** Power derating 1% every 100 m when altitude is over 1000m. Product specifications are subject to change without further notice.



- Self-consumption and feed-in to the grid
- Programmable supply priority for PV, Battery or Grid
- User-adjustable battery charging current suits different types of batteries
- Programmable multiple operations modes: Grid tie, Off grid, and grid-tie with backup
- Built-in Timer for various mode of on/off operation
- Multiple communication for USB, RS-232, Modbus and SNMP
- Monitoring software for real time status display and control
- Parallel operation up to 6 units for 5KW / 10KW and 15KW
- Custom-made firmware by ODM contract



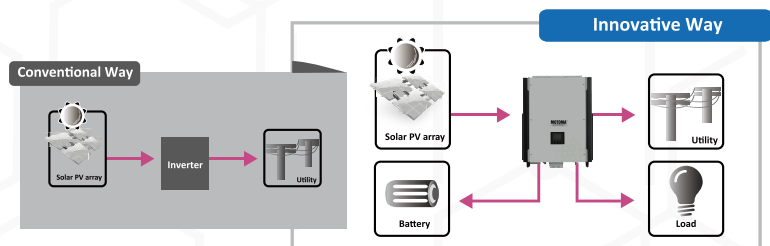
InfiniSolar is a flexible and intelligent hybrid inverter which utilizes solar power, AC utility, and battery power source to supply continuous power.

It's a simple and smart solar power storage system for home users to either store energy into a battery for night-time usage or use for self-consumption first depending on demands. Priority for power source is programmable through smart software. During night time or power failure, it will automatically consume reserved power from the battery. In this way, it will reduce dependence on the utility.



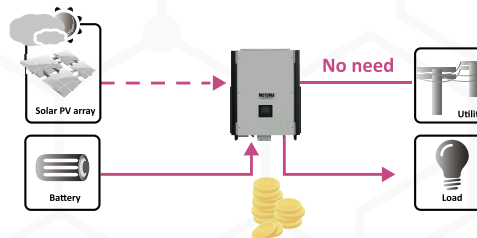
■ Feed-in is not the only choice

In comparison with conventional grid-tie inverter, InfiniSolar can not only feed-in power to the grid but also store solar power to the battery for future usage and directly power to the loads.



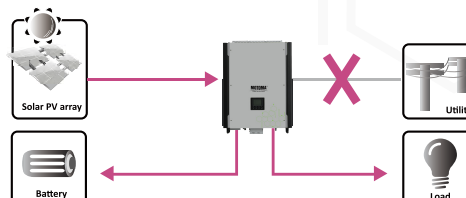
■ Save money by discharging battery for self-consumption first

InfiniSolar can save money by using battery energy first when PV energy is low. Until battery energy is low, InfiniSolar will consume AC power from the grid.



■ Power backup when AC failed

InfiniSolar can operate as an off-grid inverter to provide continuous power even without the grid. It's a perfect power solution for remote regions or temporary AC power source for camping or night market.



InfiniSolar Plus 3-phase in/3-phase out On-Grid Inverter With Energy Storage Selection Guide

MODEL	InfiniSolar Plus 3P 10KW	InfiniSolar Plus 3P 15KW
Maximum PV Input Power	15000 W	22500 W
Rated Output Power	10000 W	15000 W
Maximum Charging Power	10000 W	15000 W
GRID-TIE OPERATION		
PV INPUT (DC)		
Nominal DC Voltage / Maximum DC Voltage	720 VDC / 1000 VDC	720 VDC / 900 VDC
Start-up Voltage / Initial Feeding Voltage	320 VDC / 350 VDC	320 VDC / 350 VDC
MPP Voltage Range	350 VDC ~ 900 VDC	350 VDC ~ 850 VDC
Number of MPP Trackers / Maximum Input Current	2 / 2 x 18.6A	2 / A: 37.65A; B: 18.6A
GRID OUTPUT (AC)		
Nominal Output Voltage	230 VAC (P-N) / 400 VAC (P-P)	
Output Voltage Range	184-264.5 VAC Per phase	184-264.5 VAC Per phase
Nominal Output Current	Nominal Output Current 14.5 A Per phase	21.7 A Per phase
Power Factor	> 0.99	
EFFICIENCY		
Maximum Conversion Efficiency (DC/AC)	> 96%	96%
European Efficiency@ Vnominal	> 95%	95%
OFF-GRID OPERATION		
AC INPUT		
AC Start-up Voltage / Auto Restart Voltage	120-140 VAC Per phase / 180 VAC Per phase	
Acceptable Input Voltage Range	170-280 VAC Per phase	
Maximum AC Input Current	25A Per phase	40A Per phase
PV INPUT (DC)		
Maximum DC Voltage	1000 VDC	900 VDC
MPP Voltage Range	350 VDC ~ 950 VDC	350 VDC ~ 850 VDC
Number of MPP Trackers / Maximum Input Current	2 / 2 x 18.6A	2 / A: 37.65A; B: 18.6A
BATTERY MODE OUTPUT (AC)		
Nominal Output Voltage	230 VAC (P-N) / 400 VAC (P-P)	230 VAC (P-N) / 400 VAC (P-P)
Output Waveform	Pure sinewave	
Efficiency (DC to AC)	91%	
HYBRID OPERATION		
PV INPUT (DC)		
Nominal DC Voltage / Maximum DC Voltage	720 VDC / 1000 VDC	720 VDC / 900 VDC
Start-up Voltage / Initial Feeding Voltage	350 VDC ~ 900 VDC	320 VDC / 350 VDC
MPP Voltage Range	400 VDC ~ 900 VDC	350 VDC ~ 850 VDC
Number of MPP Trackers / Maximum Input Current	2 / 2 x 18.6A	2 / A: 37.65A; B: 18.6A
GRID OUTPUT (AC)		
Nominal Output Voltage	230 VAC (P-N) / 400 VAC (P-P)	230 VAC (P-N) / 400 VAC (P-P)
Output Voltage Range	184-265 VAC Per phase	184 - 264.5 VAC per phase
Nominal Output Current	14.5 A Per phase	21.7A Per phase
AC INPUT		
AC Start-up Voltage / Auto Restart Voltage	120-140 VAC Per phase / 180 VAC Per phase	120 - 140 VAC per phase / 180 VAC per phase
Acceptable Input Voltage Range	170-280 VAC Per phase	170 - 280 VAC per phase
Maximum AC Input Current	40A	
BATTERY MODE OUTPUT (AC)		
Nominal Output Voltage	230 VAC (P-N) / 400 VAC (P-P)	
Efficiency (DC to AC)	91%	
BATTERY & CHARGER		
Nominal DC Voltage	48 VDC	
Maximum Charging Current	Default 60A, 5A - 200A (Adjustable)	Default 60A, 5A - 300A(Adjustable)
GENERAL		
PHYSICAL		
Dimension, D x W x H (mm)	219 x 500 x 622	219 x 650 x 820
Net Weight (kgs)	45	62
INTERACE		
Communication Port	RS-232, USB	RS-232, USB and Dry contact
Intelligent Slot	Optional SNMP, Modbus, WI-FI and GPRS card	
ENVIRONMENT		
Humidity	0 ~ 90% RH (Non-condensing)	
Operating Temperature	-10 to 55°C	
Altitude	0 ~ 1000 m**	

*These figures are based on VDE-4105 standard. All figures may vary depending on different AC voltage and country requirements.

** Power derating 1% every 100m when altitude is over 1000m. Product specifications are subject to change without further notice.

ON-GRID INVERTER WITH ENERGY STORAGE

InfiniSolar VII 3 Phase



- Pure sine wave output
- Self-consumption and Feed-in to the grid
- Programmable supply priority for PV, Battery or Grid
- User-adjustable charging current and voltage
- Programmable multiple operation modes: Grid-tie, off-grid and grid-tie with backup
- Monitoring software for real-time status display and control
- 3 MPPT Inputs up to 180A solar charging current at 48Vdc battery voltage



InfiniSolar VII 3-phase in/3-phase out On-Grid Inverter With Energy Storage Selection Guide

MODEL	InfiniSolar VII 3P-6KW	InfiniSolar VII 3P-9KW	InfiniSolar VII 3P-15KW
PHASE	3-phase in / 3-phase out		
Max. PV Array Power	9000W	12000W	15000W
Rated Output Power	6000W	9000W	15000W
Maximum PV Array Open Circuit Voltage	450 VDC	450 VDC	450 VDC
MPPT Range @ Operating Voltage	120 VDC ~ 430 VDC	120 VDC ~ 430 VDC	120 VDC ~ 430 VDC
MPP Tracker Number	3	3	3
GRID-TIE OPERATION			
GRID OUTPUT (AC)			
Nominal Output Voltage	220/230/240 VAC (P-N) / 380/400/415 VAC (P-P)		
Output Voltage Range	195.5 - 253 VAC per phase @ India Regulation 184 - 264.5 VAC per phase @ German Regulation		
Nominal Output Current	8.7 A per phase	13 A per phase	21.7 A per phase
Power Factor	> 0.99		
EFFICIENCY			
Maximum Conversion Efficiency (DC/AC)	95%	95%	95%
OFF-GRID, HYBRID OPERATION			
GRID INPUT			
AC Start-up Voltage / Auto Restart Voltage	120 - 140 VAC / 180 VAC per phase		
Acceptable Input Voltage Range	90 - 280 VAC or 170 - 280 VAC per phase		
Frequency Range	50 Hz/60 Hz (Auto sensing)		
Maximum AC Input Current	20 A per phase	30 A per phase	30 A per phase
BATTERY MODE OUTPUT (AC)			
Nominal Output Voltage	220/230/240 VAC per phase		
Output Waveform	Pure sine wave		
Efficiency (DC to AC)	93%		
BATTERY & CHARGER			
Nominal DC Voltage	48 VDC		
Maximum Solar Charge Current	180 A		
Maximum AC Charge Current	180 A		
Maximum Charge Current	180 A		
GENERAL			
PHYSICAL			
Dimension, D x W x H (mm)	588 x 260 x 655		
Net Weight (kgs)	36	38	40
INTERFACE			
Communication Ports	USB, RS-232 and dry contact		
ENVIRONMENT			
Humidity	0 ~ 90% RH (Non-condensing)		
Operating Temperature	0 to 50°C		

Product specifications are subject to change without further notice.